

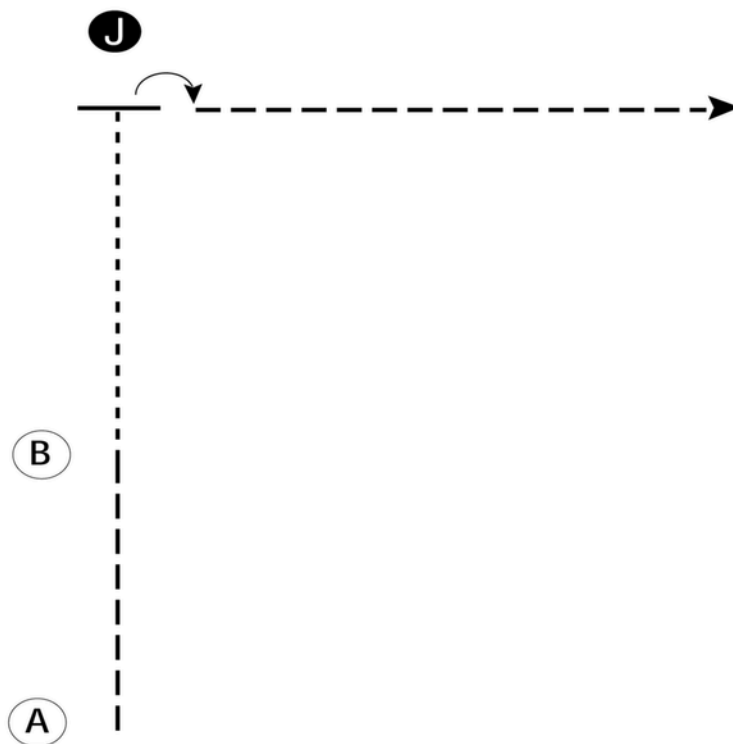
# Johnstown Saddle Club

## English Showmanship (Leadline & 10 and Under W/T)

Show Date: 07-11-2026

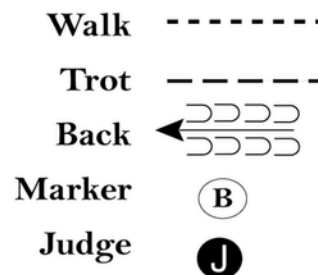
w w w . H o r s e S h o w P a t t e r n s . c o m

w w w . H o r s e S h o w P a t t e r n s . c o m



Be ready at A.

1. Trot from A to B.
2. Walk from B to the judge.
3. Stop and set up for inspection.
4. When dismissed, turn 90 degrees.
5. Trot away from judge and follow the instructions of your ring steward.



[S/WT-10]

Pattern Provided by:  
**Amber Kuseski and Aubree Neeper**

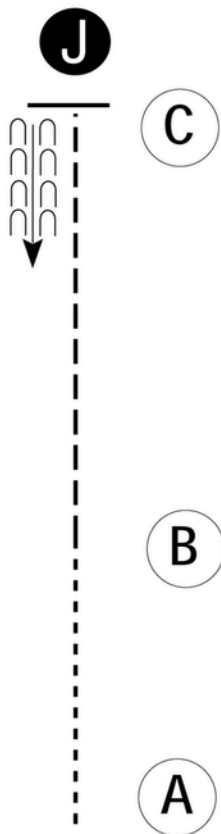
# Johnstown Saddle Club

## English Showmanship (8-10 & 11-13)

Show Date: 07-11-2026

w w w . H o r s e S h o w P a t t e r n s . c o m

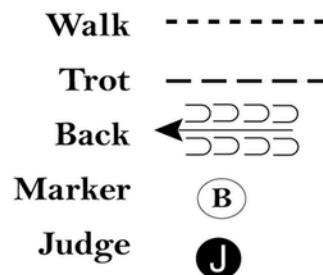
w w w . H o r s e S h o w P a t t e r n s . c o m



Be ready at A.

1. Walk to B.
2. Trot to C.
3. Stop and set up for inspection.
4. When dismissed, back approximately one horse length.

Follow the instructions of your ring steward.



[S/WT-41]

Pattern Provided by:  
**Amber Kuseski and Aubree Neeper**

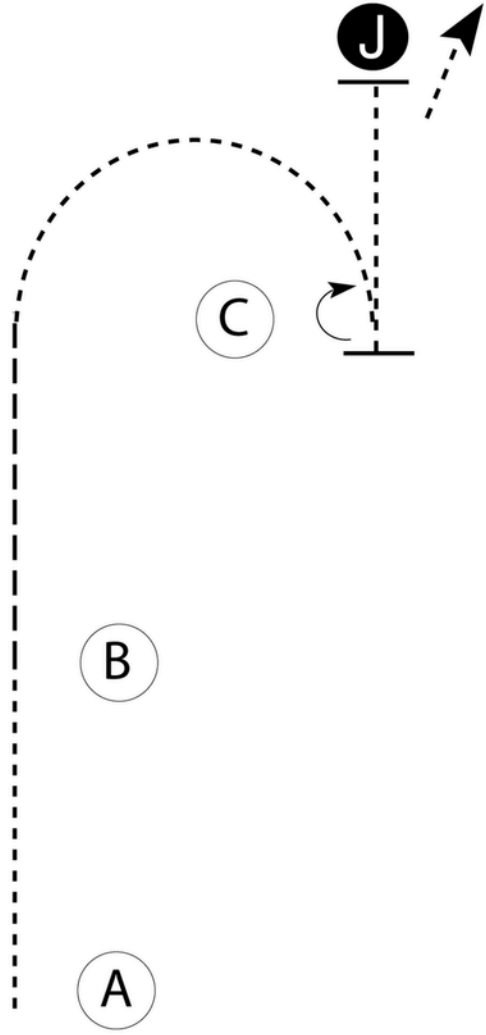
# Johnstown Saddle Club

## English Showmanship (14 & Over)

Show Date: 07-11-2026

w w w . H o r s e S h o w P a t t e r n s . c o m

w w w . H o r s e S h o w P a t t e r n s . c o m



Be ready at A.

1. Walk A to B.
2. Trot from B until even with C.
3. Walk around C.
4. Stop when even with C.
5. Turn 180 degrees.
6. Walk to judge.
7. Stop and set up for inspection.
8. When excused, walk away from judge.

Walk	-----
Trot	- - - - -
Back	←
Marker	ⓑ
Judge	ⓙ

Follow the instructions of your ring steward.

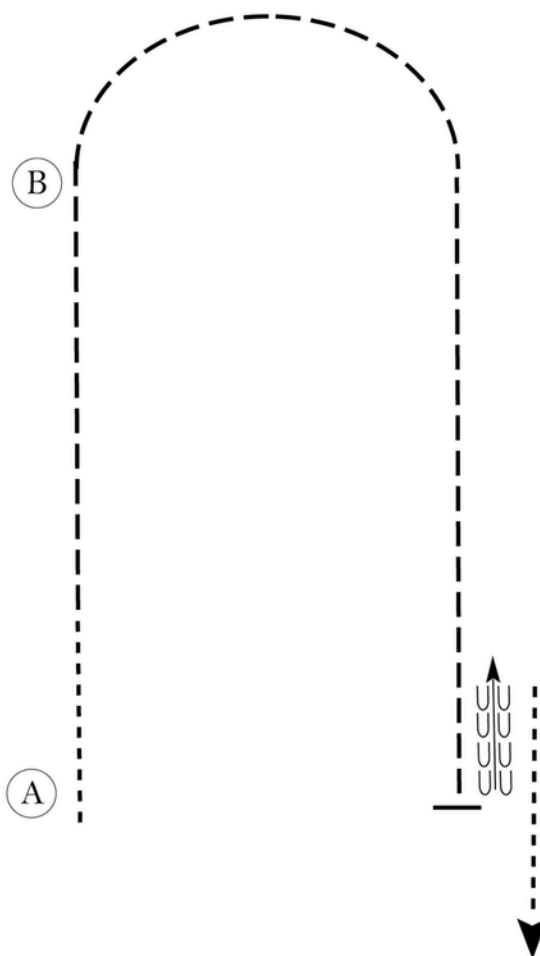
[S/1-40]

Pattern Provided by:  
**Amber Kuseski and Aubree Neeper**

# Johnstown Saddle Club

## English Equitation (Leadline & 10 and Under W/T)

Show Date: 07-11-2026



Be ready at A.

1. Walk approximately 2 horse lengths.
2. Posting trot on the left diagonal to B.
3. Sitting trot in a half circle until even with B.
4. Posting trot on the right diagonal until even with A.
5. Halt and back approximately one horse length.
6. Exit pattern at a walk.

Follow the instructions of your ring steward.

Walk	-----
Trot	- - - - -
Extended Trot	— — — — —
Canter	—————
Leg Yield	
Lead Change	— / —
Back	← ← ← ← ←
Marker	⊙
Sidepass	← — — — — →
Hand Gallop	— — — — —

[HSE/WT-56]

Pattern Provided by:  
**Amber Kuseski and Aubree Neep**

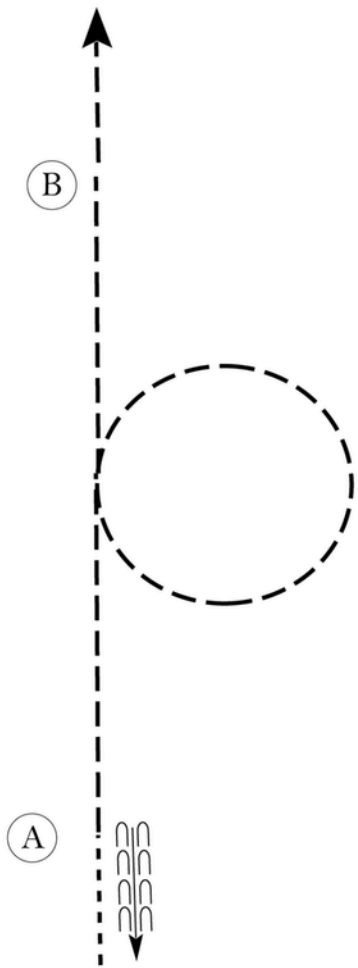
# Johnstown Saddle Club

## English Equitation (8-10 & 11-13)

Show Date: 07-11-2026

w w w . H o r s e S h o w P a t t e r n s . c o m

w w w . H o r s e S h o w P a t t e r n s . c o m



Be ready at A.

1. When acknowledged, back approximately one horse length.
2. Walk to A.
3. Sitting trot to center of pattern.
4. Posting trot a circle to the right.
5. Posting trot on the right diagonal straight away from B.

Pattern is over once you have trotted past B more than 2 horse lengths.

Follow the instructions of your ring steward.

Walk	-----
Trot	- - - - -
Extended Trot	— — — — —
Canter	—————
Leg Yield	
Lead Change	↙ ↘
Back	← ← ← ← ←
Marker	⊙
Sidepass	← — — — — →
Hand Gallop	— — — — —

[HSE/WT-55]

**Pattern Provided by:  
Amber Kuseski and Aubree Neeper**

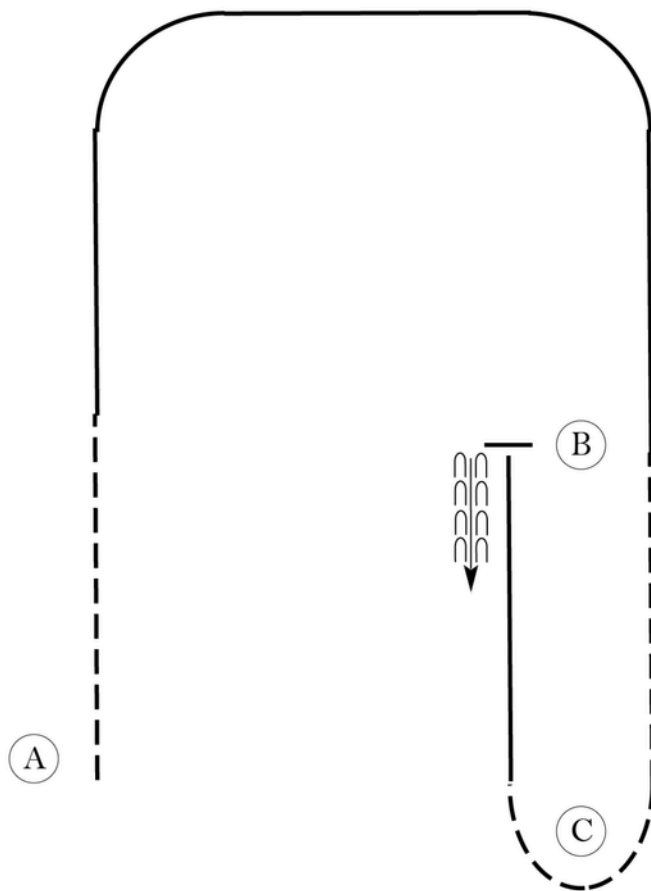
# Johnstown Saddle Club

## English Equitation (14 & Over)

Show Date: 07-11-2026

w w w . H o r s e S h o w P a t t e r n s . c o m

w w w . H o r s e S h o w P a t t e r n s . c o m



Be ready at A.

1. Trot on the left diagonal.
2. Canter on the right lead to B.
3. Sitting trot to and around C.
4. Canter left lead to B.
5. Stop and back.

Walk	-----
Trot	- - - - -
Extended Trot	— — — — —
Canter	—————
Leg Yield	
Lead Change	— / —
Back	←←←
Marker	Ⓚ
Sidepass	← — — — — →
Hand Gallop	— — — — —

[HSE/1-107]

Pattern Provided by:  
**Amber Kuseski and Aubree Neeper**

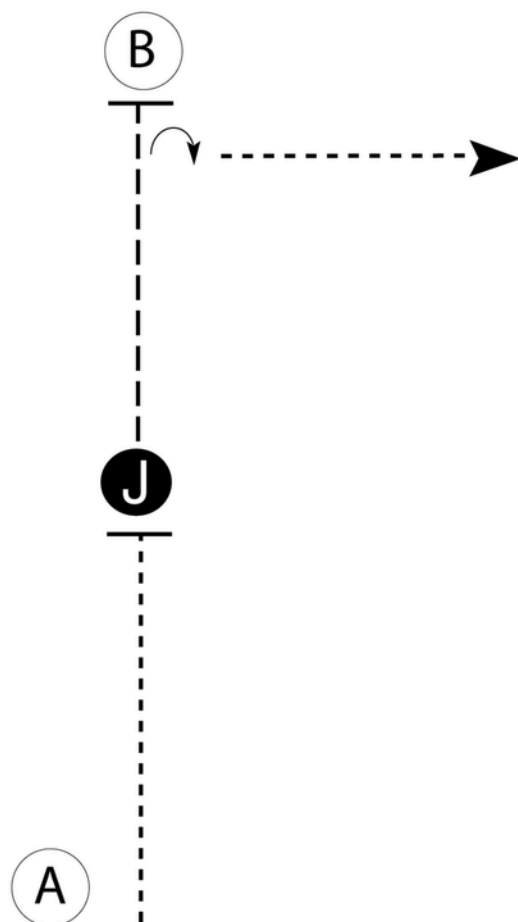
# Johnstown Saddle Club

## Western Showmanship (Leadline & 10 and Under W/T)

Show Date: 07-11-2026

w w w . H o r s e S h o w P a t t e r n s . c o m

w w w . H o r s e S h o w P a t t e r n s . c o m



Be ready at A.

1. Walk from A to judge.
2. Stop and set up for inspection.
3. When dismissed, trot to B.
4. Stop at B and perform a 90 degree turn.

Walk straight away and follow the instructions of your ring steward.

Walk	-----
Trot	- - - - -
Back	←
Marker	Ⓚ
Judge	ⓐ

[S/WT-61]

Pattern Provided by:  
**Amber Kuseski and Aubree Neeper**

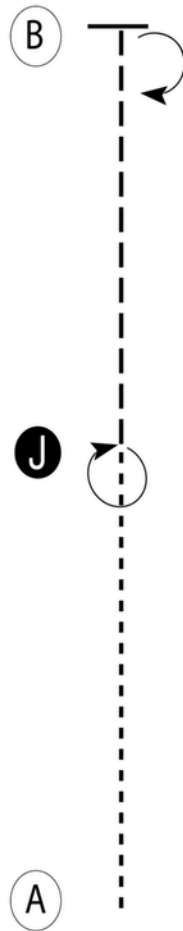
# Johnstown Saddle Club

## Western Showmanship (8-10 & 11-13)

Show Date: 07-11-2026

W W W . H O R S E S H O W P A T T E R N S . C O M

W W W . H O R S E S H O W P A T T E R N S . C O M



1. Be ready at A.
2. Walk to the Judge.
3. Perform a 360 degree turn and stop and set up for inspection.
4. When dismissed, trot to B.
5. Stop and perform a 180 degree turn.

Follow the instructions of your ring steward.

Walk	-----
Trot	- - - - -
Back	←
Marker	(B)
Judge	(J)

[S/1-19]

Pattern Provided by:  
**Amber Kuseski and Aubree Neeper**

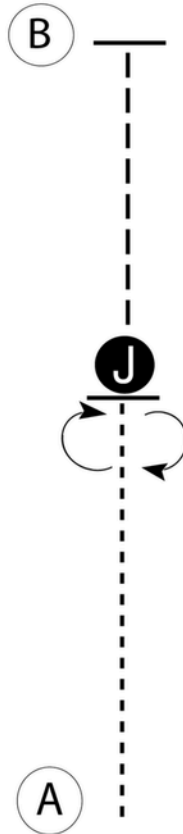
# *Johnstown Saddle Club*

## Western Showmanship (14 & Over)

Show Date: 07-11-2026

www.HorseShowPatterns.com

www.HorseShowPatterns.com



Be ready at A.

1. Walk from A to Judge.
2. Stop, perform a 180 degree turn and set up for inspection.
3. When dismissed perform a 180 degree turn. (Judge will move out of the line of travel.)
4. Trot to B.
5. Stop at B.

When dismissed, follow the instructions of your ring steward.

Walk	-----
Trot	- - - - -
Back	←
Marker	Ⓟ
Judge	Ⓝ

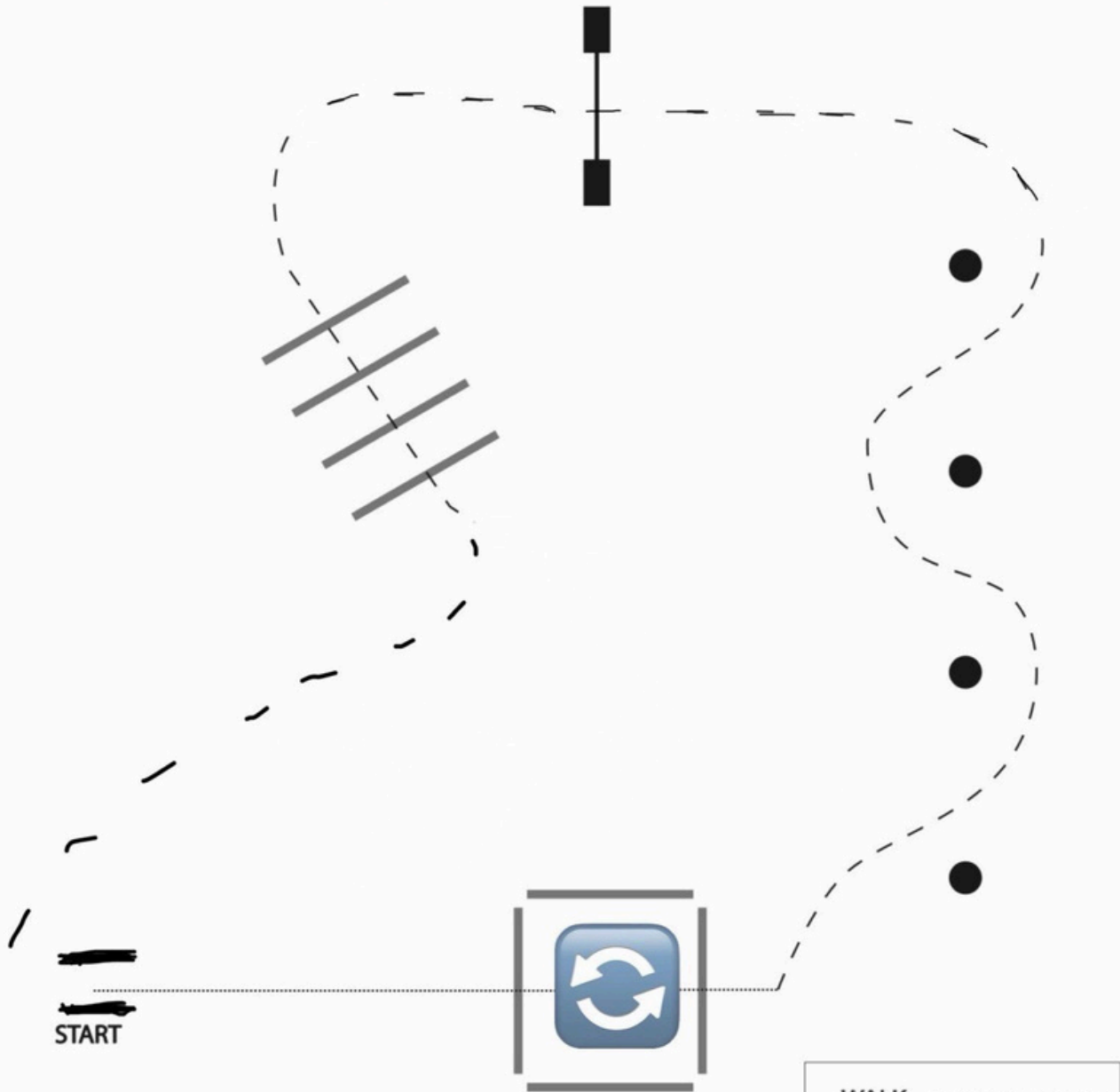
[S/1-8]

**Pattern Provided by:**  
***Amber Kuseski and Aubree Neeper***

# Johnstown Saddle Club

## Ranch Trail (Leadline)

Show Date: 07-11-2026



1. Walk through open gate into box.
2. Stop. 360 in box
3. Walk out of box.
4. Trot serpentine.
5. Extend trot over log
6. Collect trot over poles and exit at trot

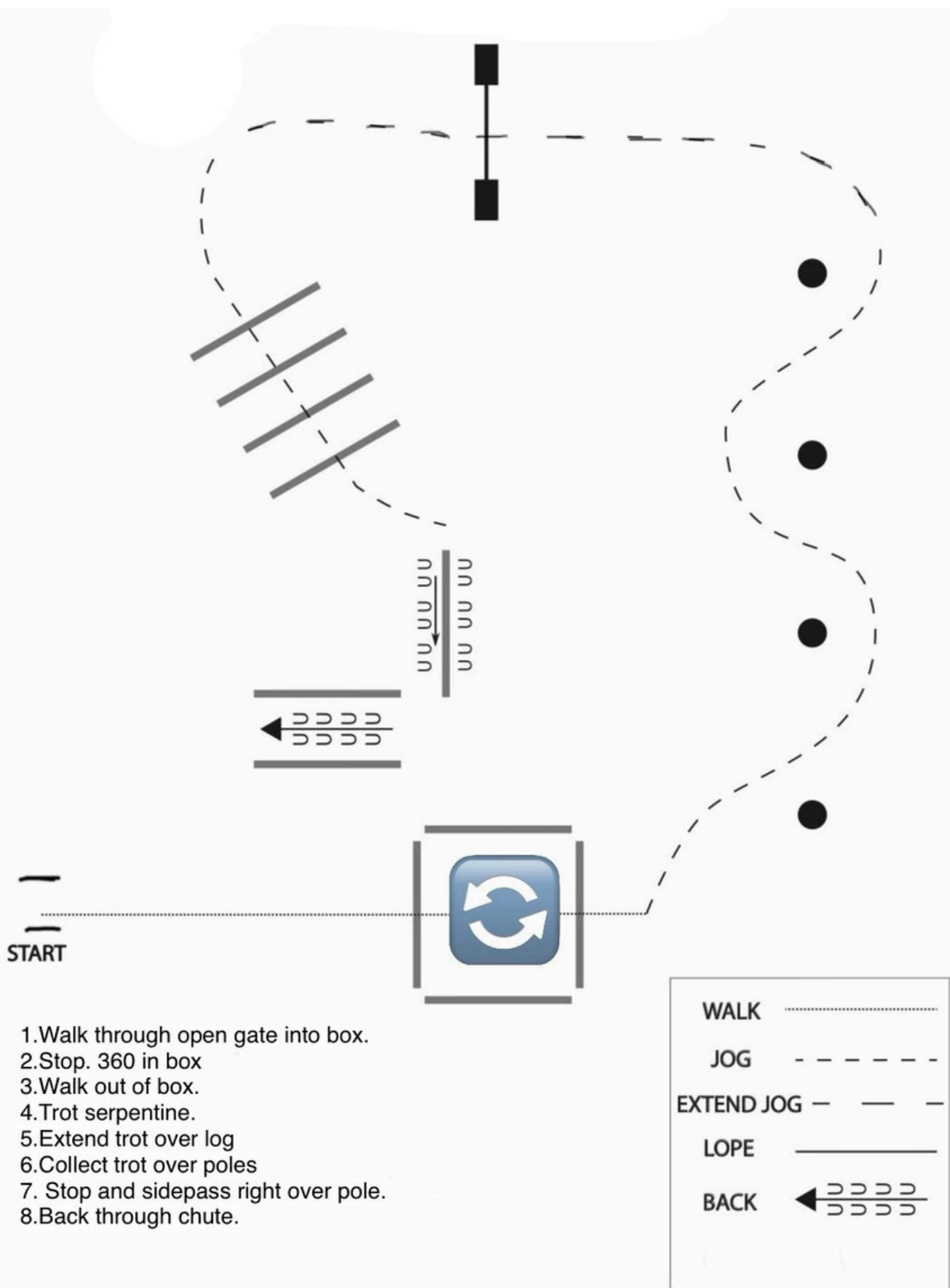
WALK	.....
JOG	- - - - -
EXTEND JOG	- - - - -
LOPE	—————
BACK	← 3333 3333
MARKER	Ⓐ

Pattern Provided by:  
**Amber Kuseski and Aubree Neeper**

# Johnstown Saddle Club

## Ranch Trail (10 and Under W/T)

Show Date: 07-11-2026

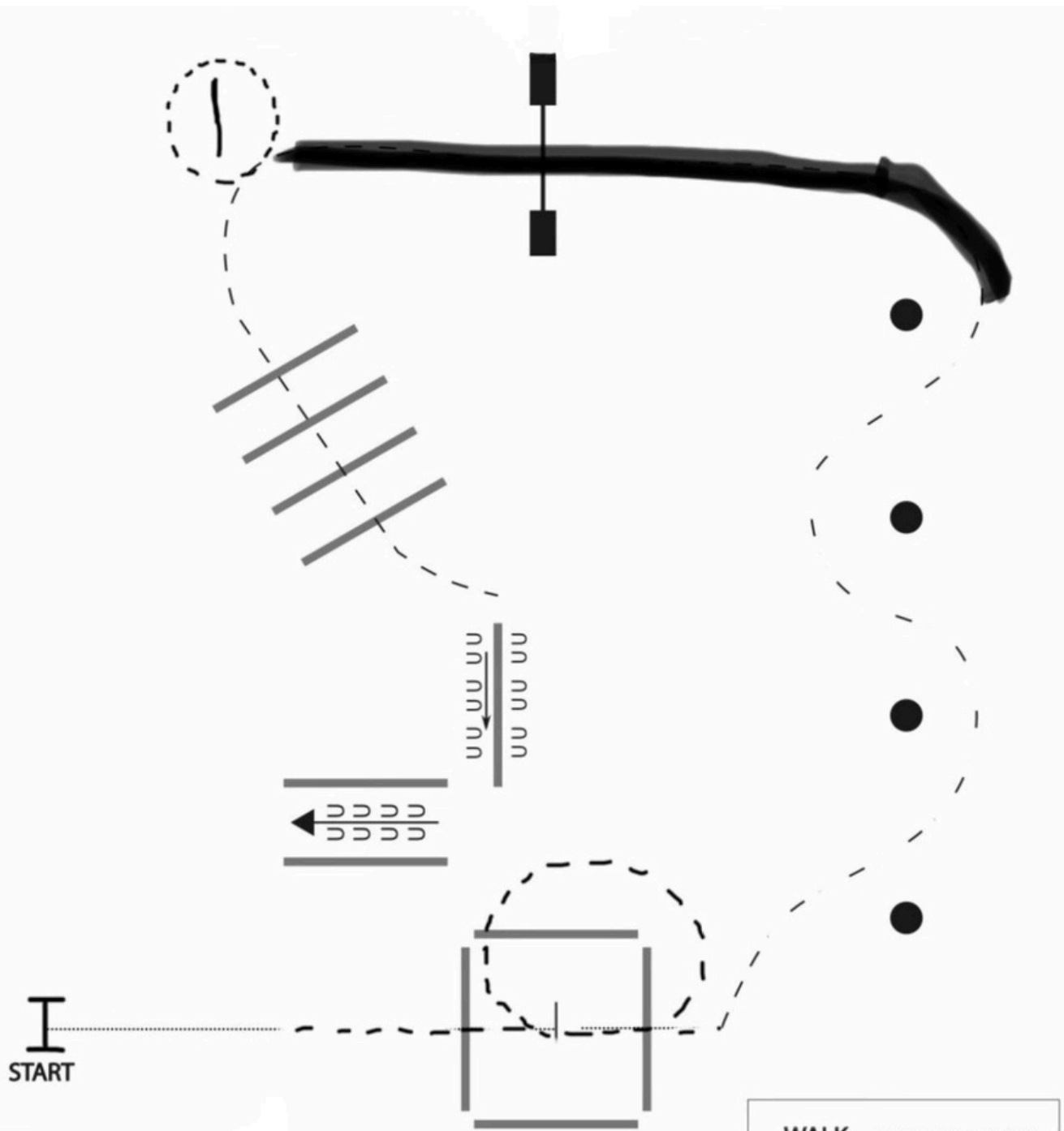


Pattern Provided by:  
**Amber Kuseski and Aubree Neeper**

# Johnstown Saddle Club

## Ranch Trail (8 and Over)

Show Date: 07-11-2026



1. Right handed gate
2. Walk, pick up trot into, circle around and through box
3. Extended trot serpentine.
4. Left lead to slicker.
5. Pick up slicker (walk or jog around and replace. Youth don't do slicker just trot around)
6. Trot over poles.
7. Stop and sidepass right over pole.
8. Back through chute.

WALK	.....
JOG	-----
EXTEND JOG	- - - - -
LOPE	—————
BACK	← ⊃ ⊃ ⊃ ⊃ ⊃ ⊃ ⊃ ⊃

Pattern Provided by:  
**Amber Kuseski and Aubree Neeper**

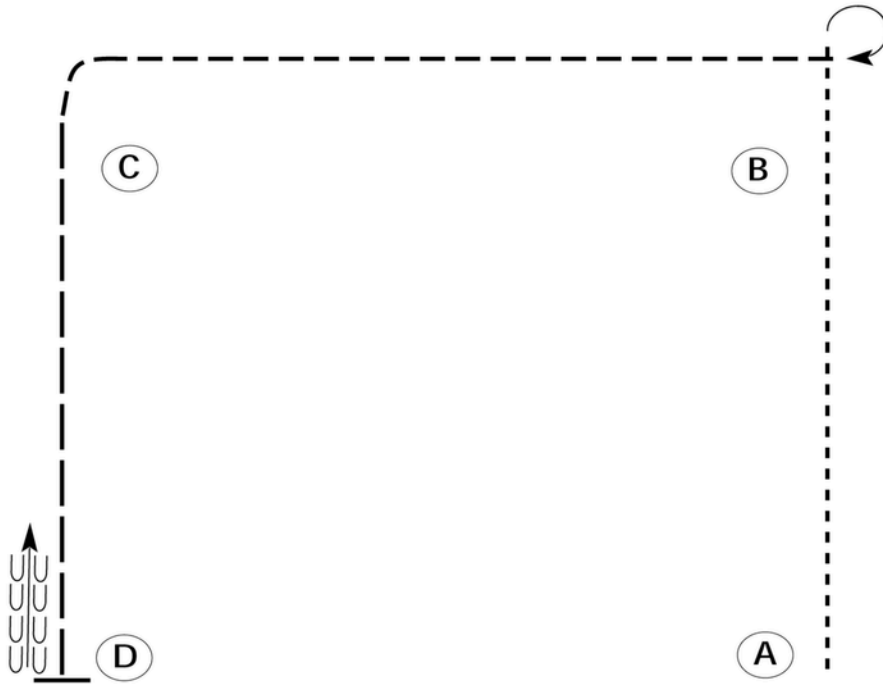
# *Johnstown Saddle Club*

## Western Horsemanship (Leadline & W/T)

*Show Date: 07-11-2026*

www.HorseShowPatterns.com

www.HorseShowPatterns.com



Be ready at A.

1. Walk from A to B.
2. Stop past B and execute a 270 degree turn to the right.
3. Jog from B around C.
4. Extend the jog from C to D.
5. Stop at D and back one horse length.

Please exit at a jog.

Walk	-----
Jog	- - - - -
Extended Jog	— — — —
Lope	—————
Leg Yield	
Lead Change	↙
Back	←←←←←
Marker	⊙ B
Sidepass	←-----→

[WH/WT-23]

**Pattern Provided by:**  
***Amber Kuseski and Aubree Neeper***

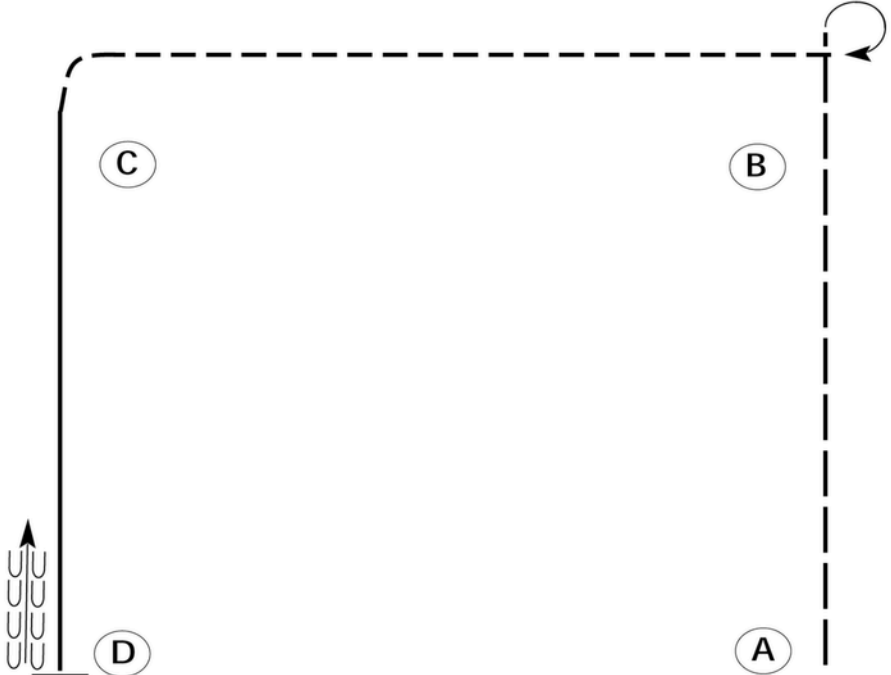
# *Johnstown Saddle Club*

## Western Horsemanship (8-10 & 11-13)

*Show Date: 07-11-2026*

www.HorseShowPatterns.com

www.HorseShowPatterns.com



- Be ready at A.
1. Extended jog from A to B.
  2. Stop past B and execute a 270 degree turn to the right.
  3. Jog from B around C.
  4. Lope on the left lead from C to D.
  5. Stop at D and back one horse length.

Please exit at a jog.

Walk	-----
Jog	-----
Extended Jog	-----
Lope	—————
Leg Yield	
Lead Change	↙
Back	←←←←←
Marker	⊙ B
Sidepass	←-----→

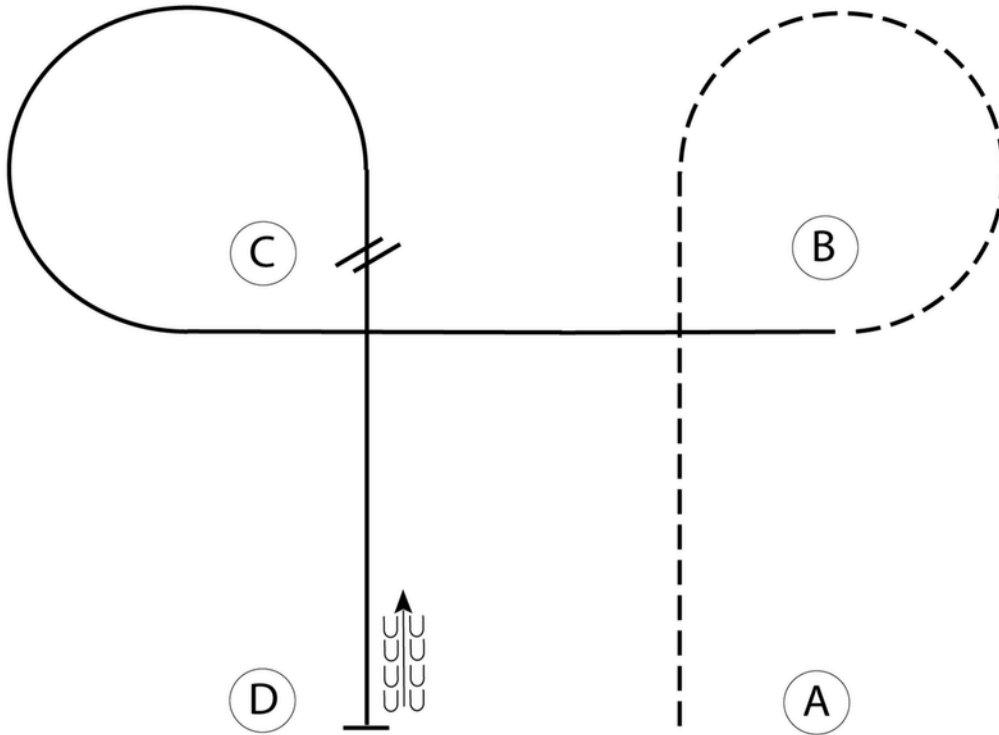
[WH/1-23]

**Pattern Provided by:**  
***Amber Kuseski and Aubree Neeper***

# *Johnstown Saddle Club*

## Western Horsemanship (14 & over)

*Show Date: 07-11-2026*



Be ready at A.

1. Jog A to B.
2. Jog a circle around B.
3. At B, lope on the right lead to C.
4. Lope a circle around C.
5. At C, perform a simple lead change and continue to D.
6. At D, stop and back one horse length.

Follow the instructions of your ring steward.

<b>Walk</b>	-----
<b>Jog</b>	-----
<b>Extended Jog</b>	-----
<b>Lope</b>	—————
<b>Leg Yield</b>	
<b>Lead Change</b>	—/—
<b>Back</b>	← ⏏ ⏏ ⏏
<b>Marker</b>	(B)
<b>Sidepass</b>	←-----→

[WH/2-13]

**Pattern Provided by:**  
***Amber Kuseski and Aubree Neeper***

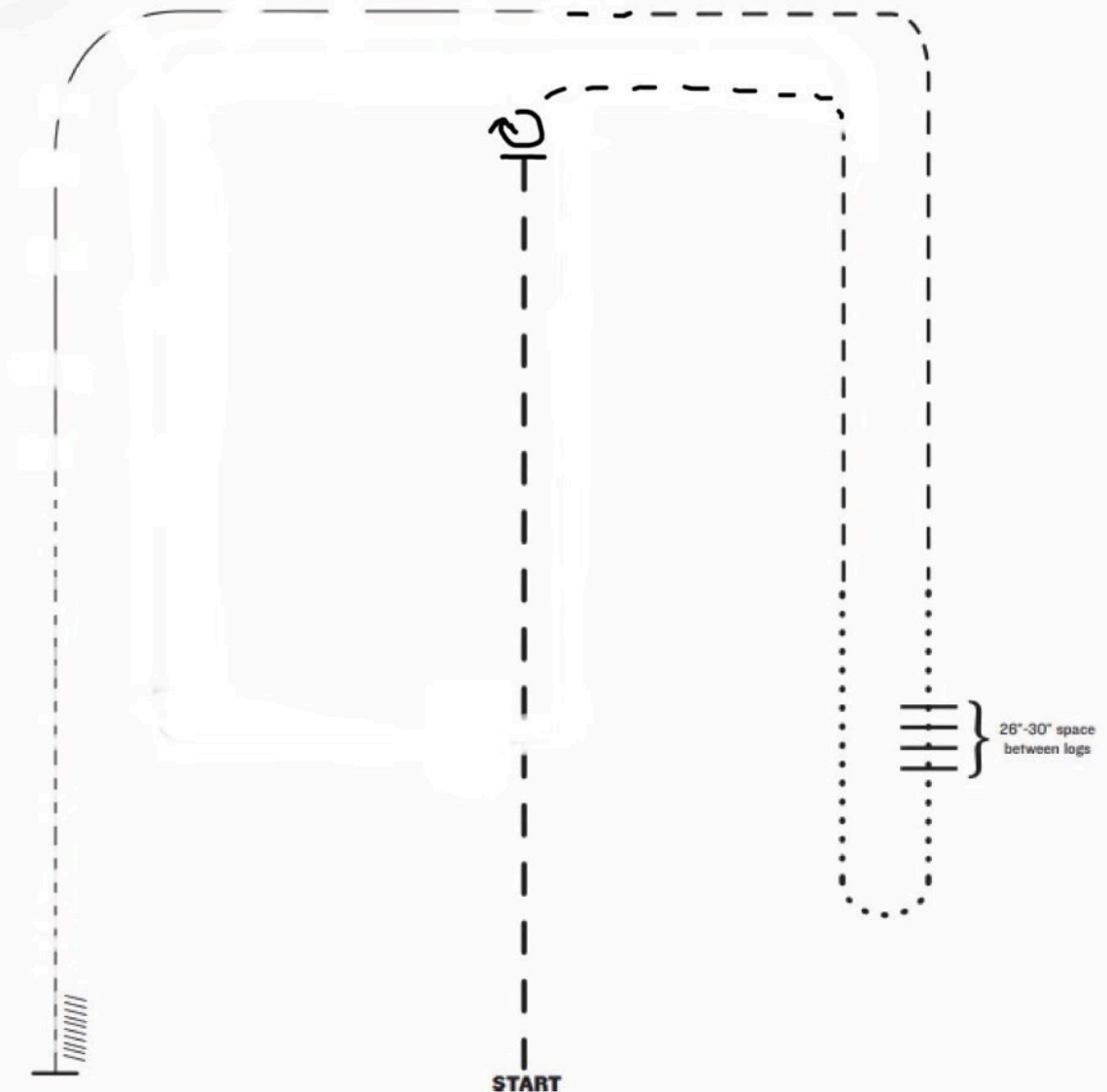
www.HorseShowPatterns.com

www.HorseShowPatterns.com

# *Johnstown Saddle Club*

## **Ranch Riding (10 and Under W/T)**

*Show Date: 07-11-2026*



1. Extended trot
2. Stop, 360 right
3. Trot
4. Walk
5. Walk over logs
6. Trot
7. Extended trot
8. Trot
9. Stop and back

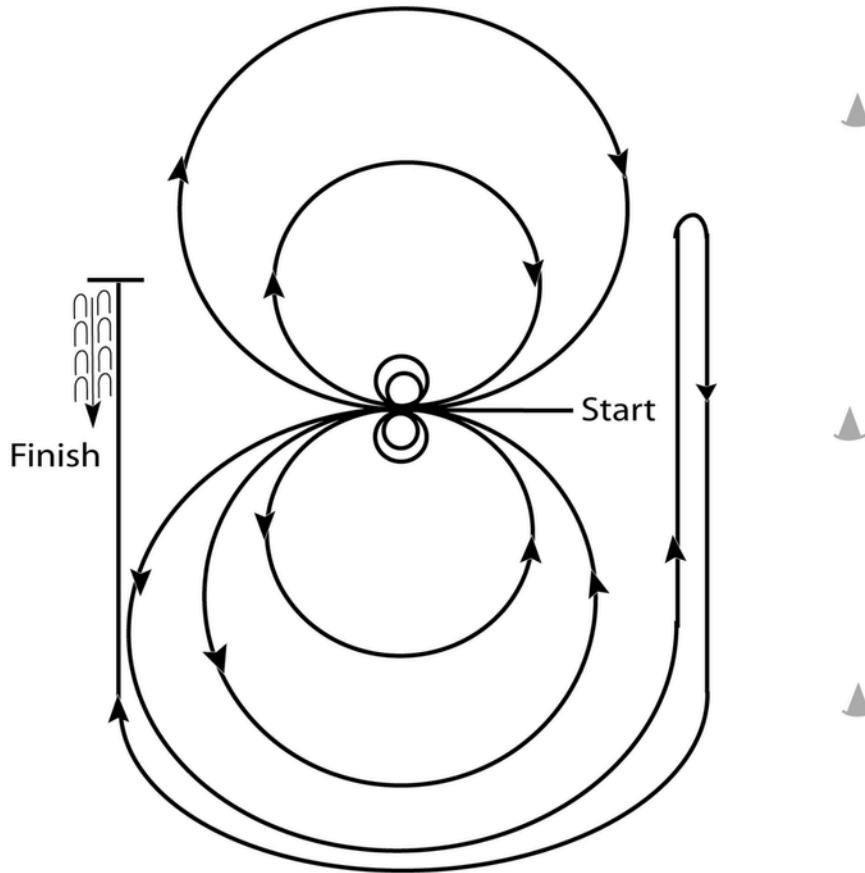
**Pattern Provided by:**  
***Amber Kuseski and Aubree Neeper***



# Johnstown Saddle Club

## Reining (All Ages)

Show Date: 07-11-2026



Horses may walk or trot to the center of the arena. Horses must walk or stop prior to starting the pattern. Begin at the center of the arena facing the left wall or fence.

1. Beginning on the left lead, complete two circles to the left. Stop at the center of the arena. Hesitate.
2. Complete two spins to the left. Hesitate.
3. Beginning on the right lead complete two circles to the right. Stop at the center of the arena. Hesitate.
4. Complete two spins to the right. Hesitate.
5. Beginning on the left lead, go around the end of the arena, run down the right side of the arena past center marker, stop and roll back right.
6. Continue around the end of the arena and run down the left side of the arena past the center marker. Stop. Back up.

[R/NRHAP-12]

Pattern Provided by:  
**Amber Kuseski and Aubree Neeper**